



# Ultra

## Electric Sit Stand Desk



**Sitting**



**Perching**



**Standing**

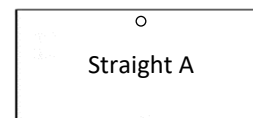
- Electric height adjustable range of **620mm - 1220mm**
- Piezo anti-collision technology, minimises the risk for damages on a desk caused by collision with an obstacle.
- **Lift weight rating for a Straight Desk 180kg, Corner Desk 270kg**
- All legs have independent motors, with a lifting capacity of 1000N per leg!
- The leg is stationary at the foot end, which allows you to attach screens and crossbars for back to back desks
- Standby power consumption of the power box is just 0.1W
- Frame extends to fit tops from 1200mm to 2400mm
- 5 Year Warranty



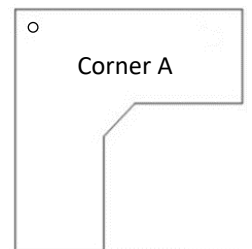
Silver, White or Black powdercoated frame



Digital controller with pre-set memory function



Straight A



Corner A

Standard Top shapes



# Ultra

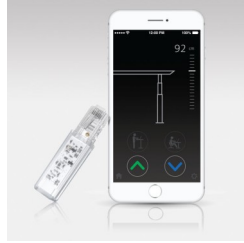
## Electric Sit Stand Desk

### OPTIONAL UPGRADES



Desk Panels operated by a gentle tilt. They come with Bluetooth® wireless technology, memory and reminder functions.

Can be controlled on an app



Bluetooth controller & phone app with pre-set memory function



Computer connection cable with desk control software

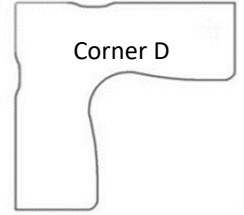
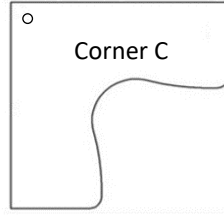
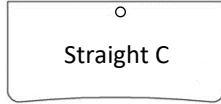
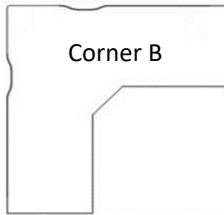


Desk with modesty panel



Integrated power points with lead, fitted directly into desk frame

### Additional Top Shape Options:



### OPTIONAL EXTRAS



Monitor Arms



Anti fatigue Mats



CPU Holders



Powercubes